



KNOW YOUR NEW GIBRALTAR BANKNOTES



Foreword

The Government of Gibraltar is pleased to introduce a new series of Gibraltar banknotes. They reflect the rich history and culture of Gibraltar, from the Moorish era to the present day.

Each denomination has a portrait of Her Majesty Queen Elizabeth II, Queen of Gibraltar, on the front, complemented by pattern work representing Gibraltar's strategic location at the entrance to the Mediterranean, where it meets the Atlantic Ocean. The reverse of each of the banknotes carries a vignette which shows an aspect of Gibraltar through the ages. There are five banknotes in the series - £5, £10, £20, £50 and for the first time £100. The new banknote designs are shown in this leaflet, along with their Special Features.

The notes will be released into circulation in two phases, the £10 and £50 in 2010 and the £5, £20 and £100 in 2011.



£5 BANKNOTE

The £5 has a green colour scheme, with the image of Her Majesty Queen Elizabeth II on the front, and the Moorish Castle depicted on the reverse.

The oldest parts of the Moorish Castle date back to the 11th century. The castle consisted of three wards rising from the area of what is today Casemates Square to the Tower of Homage, which was rebuilt in the 14th century. Even today it dominates the old City. The Upper Ward of the Castle and the Tower of Homage are featured on the back of the new £5 banknote.



£10 BANKNOTE

The £10 has a blue colour scheme, with the image of Her Majesty Queen Elizabeth II on the front, and a scene from the Great siege depicted on the reverse.

The Great Siege of 1779-1783 was the 14th and last attempt to take Gibraltar by force, by means of a siege. The heroic defence of Gibraltar under General Eliott against the might of France and Spain resonated throughout Europe. The back of the £10 banknote depicts the valiant General in a scene depicting him directing the defence of Gibraltar.



£20 BANKNOTE

The £20 has an orange-yellow colour scheme, with the image of Her Majesty Queen Elizabeth II on the front, and HMS Victory arriving at Gibraltar on the reverse.

Admiral Lord Nelson called at the port of Gibraltar on a number of occasions prior to the famous Battle of Trafalgar of 1805, fought close to Gibraltar, where he won a great victory but lost his life. The back of the £20 banknote shows the dismasted HMS Victory, the Admiral's flagship, being towed to Gibraltar after the battle, bearing the body of the dead Admiral.



£50 BANKNOTE

The £50 has a red colour scheme, with the image of Her Majesty Queen Elizabeth II on the front, and Casemates Square depicted on the reverse.

Casemates Square originally formed part of the Lower Ward of the Moorish Castle. It was the heart of La Barcina, part of the 15th century Spanish city, at the confluence of the roads leading to the Land and Sea Gates to Gibraltar. The British built a large Barracks at this strategic point, Casemates Barracks, that gave the square its present name. It is now a gastronomic, shopping and leisure hub.



£100 BANKNOTE

The £100 has a mauve colour scheme, with the image of Her Majesty Queen Elizabeth II on the front, and King's Bastion depicted on the reverse.

The King's Bastion stands at the centre of the medieval seawall that protected the old City. It was fortified by General Boyd (who is buried in the Bastion) in 1773 in time for it to play a key role in the defence of Gibraltar during the Great Siege. Gibraltar's first electricity generating plant was sited in the courtyard of the Bastion. The Generating Station was demolished to give way to today's leisure centre, a stunning innovative use for a historical military fortification.



SPECIAL FEATURES

The following special features identify the new notes:



FEEL

The easiest way to recognise the new banknotes is to feel their texture. When you run your finger along the Government of Gibraltar title, and denominational value, the ink should feel raised. The paper should be crisp, not limp, waxy or shiny.



LOOK

When you hold the notes up to the light, the watermark of Queen Elizabeth II should come into view. It should appear as shades of light and dark. When laid against a table, this image should also be partially visible as light and dark tones.

The watermark has two areas which have particularly light tones - the tiara and the denomination. This is called the electrolyte or watermark highlight.




The Security thread (all denominations except £100) is visible as silver dashes when the note is laid flat. However, when the note is held up to the light, the thread should show as a continuous line running through the note. The denominational value can be seen within the demetallised pattern of the notes security threads.

SPECIAL FEATURES



The £100 has a special feature called Optiks™. This state of the art 18mm wide stripe combines a continuous metal strip with a complex pattern including images of the Gibraltar castle and text, which can be viewed when the feature is held up to the light. The reverse of the note bears a window, or aperture, and the entire feature fluoresces when examined under Ultra Violet light.



The banknotes have strengthened corners in the form of watermark bars. These ridges of extra thick paper protect the corners of the banknotes against corner-folds. This feature is called Cornerstone® and can be seen when the banknote is held up to the light.



To the left of the watermark panel is a castle. Part of the castle is filled with colour. If you hold the banknotes up to the light, then a full image with colour in each of the squares can be seen. This is called the see-through feature.

SPECIAL FEATURES



On the right hand side of the front image is the letter 'G' for Gibraltar. On all banknotes except for the £5, the denomination will become visible when holding this image up to the light. This feature is called MASK™.



The serial number is shown twice on the banknotes. In both cases the numbers get progressively larger with each digit.



In line with advice from international organisations for the blind and the visually impaired, the notes have been designed to ensure the visually impaired can handle them with confidence. For instance, the notes differ in sizes, getting gradually larger according to their value. Striking colours differentiate each banknote from neighbouring denominations, and each has a bold and enlarged numeral in line with recommendations. The banknotes are printed with tactile, raised dots which can be recognised by touch.



GOVERNMENT OF GIBRALTAR
MINISTRY OF FINANCE
TREASURY DEPARTMENT
23 JOHN MACKINTOSH SQUARE
GIBRALTAR

TEL NUMBERS: 350 20048386
350 20041951

E-MAIL: treasury@gjblecom.net